


Wiring devices

Switches and socket-outlets



GE imagination at work

Switches and socket-outlets

A

Junction boxes

B

Numerical index

X

Modular DIN rail devices
and distribution boards
in special catalogue





**Ask for your demo box
with samples to your
GE distributor!**

A.2 **SintraPlus**
Flush mounting

Junction boxes

B

A.2 Advantages

Numerical index

X

A.7 Basic range

A.15 Metallic range

A.20 Look range

A.24 **Sintra 65**
Outdoor applications

A.26 **Douro**
Surface mounting

A.28 Compliance with standards

A.29 Dimensions and wiring diagrams




Switching mechanisms




Terminals


Improved wire pull-out force



Rib holds wire-release button in position when terminal not in use

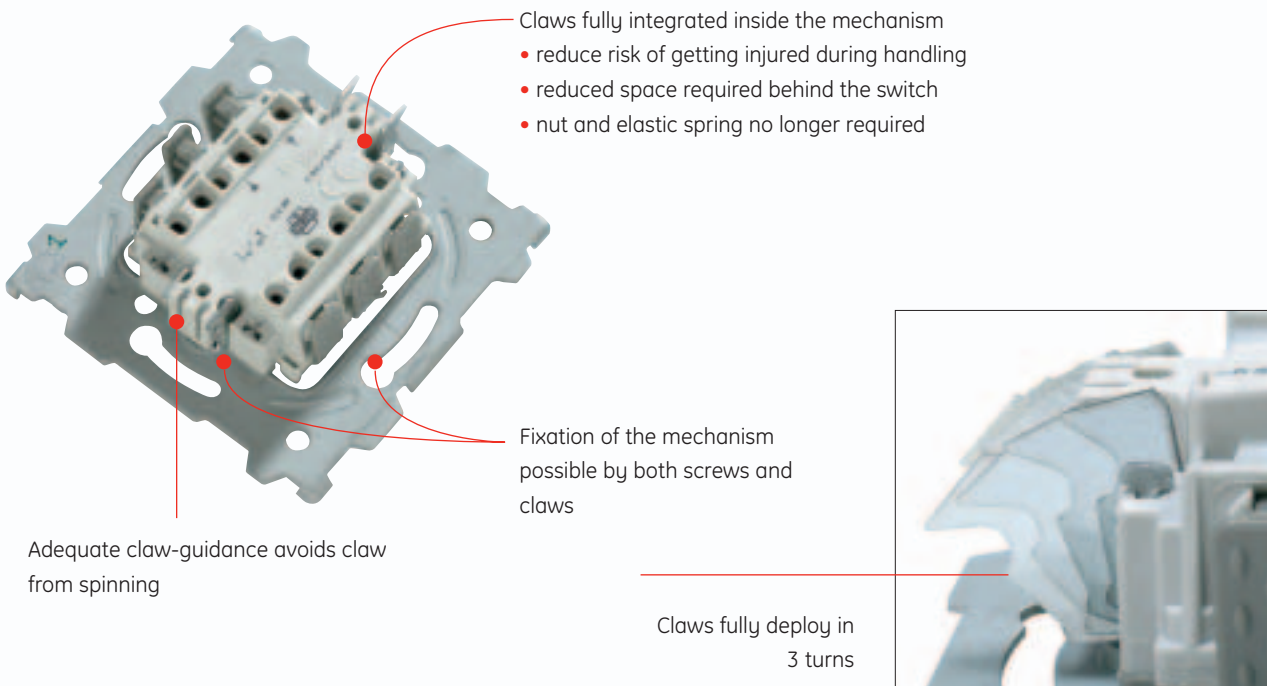


Clearly moulded-in terminal denomination





Two 2.5mm² wires per terminal for easy daisy-chaining

Fully integrated claws



Functional metallic frame



Perfect line-up in horizontal and vertical multi-gang setup

Rockers with new intermediate piece

Broad range of 1, 2 and 3 gang horizontal and vertical frames

High quality switching mechanism designed to last a lifetime

Lever on switch and lever interface on rocker

Intermediate piece.
Easy but tight mounting of the frame to the mechanism
Providing each rocker with a double pivot support
Allows for correct operation of the switch despite of mounting (angle) mismatch between mechanisms and frames/rockers

Single and double rockers, with or without light diffuser, with or without function symbol indication.

Easy mounting of lamp accessory

Mounting/contact holes for pilot or control lamp


Easy installation: just by pushing in
No tools required

Easy replacing just by pulling out

Same lamp and same mounting principle for single and double switches

New
2008**Thermoplastic socket-outlet**

Schuko socket in thermoplastic material.
Complementary to the existing
ceramic socket.



Child protection as standard
in the base or socket.
This performance reduces the
number of discs.

**Technical performances**

Same performances as switches:

- Robust metallic support
- With and without claws
- IP20 terminals (with and w/o disc)
- Terminal capacity: 2x2,5mm²
- Clear identification of terminals

Standards

In compliance with
IEC 60669-1
EN 60669-1
NBN EN 60669-1

**Approvals**

Notes

Switches and socket-outlets

A

B

X


A large grid of red dots for taking notes, spanning the width of the page and most of its height.



Basic range

Mechanisms with fast connection

- Flush mounting.
- To build into walls by clamps or screws.
- For standard Ø60mm boxes.
- The external parts of the complete range are made of heat stable resin.
- Switch mechanism with heat stable resin and polycarbonate parts with 10% self-extinguishing glass fibre.
- According to EN 60669 standard.
- 10A - 250V switches.
- Switches with fast connection for rigid and flexible wires.
- Switches with and without indicator lamp (with neon lamp incorporated).
- Switches with and without symbol markings.
- Silver alloy switch contacts.
- Compliance with standards, see page A.28.



Presentation

SintraPlus stands for a series of mechanisms providing the thousand and one solutions that design, ambiance, decoration and good taste demand nowadays. High quality finishing, combined with the use of specific raw materials for these products, maintain the shine and original appearance of their first day.

The colours have been designed for use in any environment: teenager, modern, informal, distinguished, classic, etc.

The wide range of colours offers the possibility of combining them according to the personal taste.

Composition

Basic range. White and ivory



Mechanism with
rocker or cover

+




Frame

=






Complete set






With claws




Switches

	Model	Mechanism			Pack.	
		Without cover	With cover			
			Basic	White		Ivory
  	Single pole	337 / F	582065	584751	584682	10
	Double pole. With I-O symbols	337 / 3 F	582070	584755	584688	10
	Changeover	337 / 2 F	582076	584765	584696	10
	Intermediate	337 / 4 F	582085	584758	584692	10




Switches with pilot lamp

  	Single pole	337 / LF	582066	584752	584684	10
	Changeover	337 / 2 LF	582078	584767	584702	10
	Intermediate	337 / 4 LF	582086	584759	584693	10

Switches with control lamp

  	Single pole	337 / SF	582067	584753	584685	10
	Changeover	337 / 2 SF	582079	584762	584695	10
	Double pole. With I-O symbols	337 / 3 SF	582071	584757	584690	10




Double mechanisms

  	2 x single pole	337 / 1 F	582073	584769	584699	10
	2 x changeover	337 / 2 DF	582077	584766	584701	10
	Changeover + push-button. With bell symbol	337 / 26 CF	582080	584768	584697	10
	Changeover + push-button. With lamp symbol	337 / 26 GF	582080	584772	584703	10
	Changeover + push-button. With key symbol	337 / 26 TF	582080	584773	584704	10



Push-buttons

  	Single pole without symbol	337 / 6 NF	582092	584781	584711	10
	Single pole with bell symbol	337 / 6 CF	582092	584780	584710	10
	Single pole with lamp symbol	337 / 6 GF	582092	584782	584712	10
	Single pole with key symbol	337 / 6 TF	582092	584783	584713	10

Push-buttons with pilot lamp

  	Single pole without symbol	337 / 6 LNF	582093	584784	584715	10
	Single pole with bell symbol	337 / 6 LCF	582093	584785	584716	10
	Single pole with lamp symbol	337 / 6 LGF	582093	584786	584717	10
	Single pole with key symbol	337 / 6 LTF	582093	584787	584718	10

Switch for shutters & fans





 	Push-button	337 / 6 DF	582095	584788	584714	10
	Switch with mechanical interlock	337 / 1 DF	582074	584764	584687	10

Double mechanisms with pilot lamp

  	2 x single pole	337 / 1 LF	582072	584770	584698	10
	2 x changeover	337 / 2 DLF	582075	584763	584700	10
	Lamp replacement	-	589964	-	-	10

With claws

Socket-outlets (double pole)

Ceramic socket	Model	Mechanism			Pack.
		Without cover	With cover		
		Basic	White	Ivory	
	237 / 5	585151	586230	586030	10
	C 237 / 5	585153	586232	586032	10
	K 237 / 5	585154	586234	586034	10
Earth Schuko + child protect. (standard Germany)	KC 237 / 5	585152	586238	586038	10
Earth Schuko + cover (standard Germany)	KT 237 / 5	585155	586239	586039	10
Earth Schuko + transp. cover (standard Germany)	KT 237 / 5	585155	586237	586037	10
Earth France + child protection	TEC 237 / 5	585158	586242	586042	10
<ul style="list-style-type: none"> - Flush mounting. - To build into walls by claws or screws. - For standard Ø60mm boxes. - The external parts of the complete range are made of heat stable resin. - Socket-outlets according to CEI 884 and CEE 7. - 10-16A / 250V socket-outlets. - Socket-outlets with and without child protection. - Socket-outlets with porcelain inside. High heat resistance. - Compliance with standards, see page A.28. 					
Thermoplastic socket	Model	Basic	White	Ivory	Pack.
	KC 337 / 5	585231	588924	588854	10
<ul style="list-style-type: none"> - Flush mounting. - To build into walls by claws or screws. - For standard Ø60mm boxes. - The external parts of the complete range are made of heat stable resin. - Socket-outlets according to CEI 884 and CEE 7. - 10-16A / 250V socket-outlets. - Socket-outlets with child protection. - Compliance with standards, see page A.28. 					

**New
2008**

A

B

X

With claws

TV / FM socket-outlets



	Model	Mechanism			Pack.
		Basic	with cover		
			White	Ivory	
Individual TV/FM Ø 9.5	TN 237 / 40	585135	586295	586095	10
Terminal TV/FM Ø 9.5	TN 237 / 41	585136	586296	586096	10
2 to 4 TV/FM Ø 9.5 in series connection	TN 237 / 42	585137	586297	586097	10
5 to 15 TV/FM Ø 9.5 in series connection	TN 237 / 43	585138	586298	586098	10
Individual TV/SAT Ø 9.5	TS 337 / 40	510715	-	-	10
Terminal TV/SAT Ø 9.5	TS 337 / 41	510714	-	-	10
2 to 4 TV/SAT Ø 9.5 in series	TS 337 / 42	510713	-	-	10
5 to 10 TV/SAT Ø 9.5 in series	TS 337 / 43	510712	-	-	10

- Flush mounting.
- To build into walls by claws or screws.
- For standard Ø60mm boxes.
- The external parts of the complete range are made of heat stable resin.
- According to UNE 20-523-79 Part II, DIN 45330 and DIN 45325.

Without claws

Telephone and informatic sockets



1 x RJ11	TF 237 / 5E	585288	586744	586544	10
1 x RJ12	TF 237 / 5ES	585289	586746	586546	10
RJ45 class 5	INF 237 / 5	585164	586255	586055	10
2 x RJ45	INF 237 / 5D	585286	585748	585548	10
2 x RJ11	TF 237 / 5D	585300	585750	585550	10
RJ11 + RJ45	T INF 237 / 5	585301	585751	585551	10
2 x RJ45 Armoured	INF 237/5 DBL	585285	585747	585547	10

- To build into walls by screws
- For standard Ø60mm boxes.
- The external parts of the complete range are made of heat stable resin.
- Standards, see page A.28.

With claws

Dimmers



Pulse changeover On/Off 230V 40-500W (Incandescent lamps, halogen conventional transformers)	237 / 56	585173	586303	586103	1
--	----------	--------	--------	--------	---

- Flush mounting.
- To build into walls by screws.
- For standard Ø60mm boxes.
- The external parts of the complete range are made of heat stable resin.
- According to EN 60 669 standard.
- Compliance with standards, see page A.28.


Without claws

Dimmers


Pulse changeover On/Off 230V 10-300W (Incandescent lamps, halogen low voltage, electronic transformers)	237 / 53	585176	586307	586107	1
Pulse changeover On/Off 230V 40-500W (Incandescent lamps, halogen conventional transformers)	237 / 56	585296	585803	585603	1
Pulse changeover On/Off 230V 40-500W (Incandescent lamps, halogen conventional transformers)	237 / 57	585177	586308	586108	1
Sensitive pulse switch 230V 40-400W (Incandescent lamps, halogens, conventional transformers)	237 / 58	585178	586309	586109	1

- Flush mounting.
- To build into walls by screws or claws.
- For standard Ø60mm boxes.
- The external parts of the complete range are made of heat stable resin.
- According to EN 60 669 standard.
- Compliance with standards, see page A.28.


Without claws**Cable exit**

	Model	Mechanism			Pack
		Basic	With cover		
			White	Ivory	
 <p>Connection box, 3 tags</p> <ul style="list-style-type: none"> - Flush mounting. - To build into walls by screws. - For standard Ø60mm boxes. - The external parts of the complete range are made of heat stable resin. - According to EN 60 669 standard. - Compliance with standards, see page A.28. 	237 / 8	585166	586291	586091	1


Card switch

 <p>Card switch</p> <ul style="list-style-type: none"> - Flush mounting. - To build into walls by screws. - For standard Ø60mm boxes. - The external parts of the complete range are made of heat stable resin. - According to EN 60 669 standard. - Compliance with standards, see page A.28. 	237 / 61 LF	585107	586508	586608	1
---	-------------	--------	--------	--------	---


Cord switch

 <p>Single pole switch</p> <ul style="list-style-type: none"> - Flush mounting. - To build into walls by screws. - For standard Ø60mm boxes. - The external parts of the complete range are made of heat stable resin. - According to EN 60 669 standard. - Compliance with standards, see page A.28. 	CD 237	585104	586201	586001	10
Single pole push-button	CD 237 / 6	585126	586274	586074	10


Buzzer

 <p>Buzzer (230V)</p> <ul style="list-style-type: none"> - Warning buzzer with adjustable continuous sound. - Serie for built-in wall mounting by screws. - For standard Ø60mm boxes. - The external parts of complete range are made of heat stable resin. - Compliance with standards, see page A.28. 	237 / 35	585130	586286	586086	10
---	----------	--------	--------	--------	----

Socket for loudspeakers


 <p>Socket for loudspeakers</p> <ul style="list-style-type: none"> - Series for built-in wall mounting by screws. - For standard Ø60mm boxes. - The external parts of complete range are made of heat stable resin. - According to DIN 41529 standard. - Compliance with standards, see page A.28. 	237 / 5 S	585290	585743	585543	10
--	-----------	--------	--------	--------	----

Loudspeaker potentiometer

 <p>5W (47 Ω)</p>	237 / 60	585297	585804	585604	1
5W + 5W stereo (47 Ω) ⁽¹⁾	237 / 65	585299	585806	585606	1

(1) For boxes with depth 63 mm.

Frames



- 1 element
- 2 horizontal elements
- 2 vertical elements
- 3 horizontal elements
- 3 vertical elements
- 4 horizontal elements

		Standard colours				
		White 03	Ivory 06	Pack.	Red 09	Pack.
S 237 / ...	586310	586110	20	586350	10	
DH 237 / ...	586312	586112	10	586351	10	
DV 237 / ...	586315	586115	10	586352	10	
TH 237 / ...	586318	586118	10	586353	10	
TV 237 / ...	586321	586121	10	586354	10	
CH 237 / ...	586323	586123	10	-	-	

Rockers



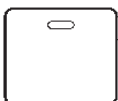
- Switches**
Single pole
Changeover
Intermediate
- Push-button**
Push-button without symbol

White 03	Ivory 06	Pack.	Red 09	Pack.
589915	589040	10	589320	10



- Switches**
Double pole.
With I-O symbols

589919	589044	10	589324	10
--------	--------	----	--------	----



- Switches with lamp**
Single pole with control lamp
Single pole with pilot lamp
Changeover with control
Changeover with pilot lamp
Intermediate with pilot lamp
- Push button with lamp**
Push-button without symbol

589925	589060	10	589340	10
--------	--------	----	--------	----




- Switches with lamp**
Double pole. With I-O symbols

589929	589064	10	589344	10
--------	--------	----	--------	----



- Push buttons**
With symbol

Bell	589916	589041	10	589321	10
Lamp	589917	589042	10	589322	10
Key	589918	589043	10	589323	10



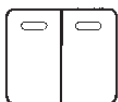
- Push buttons with lamp**
With symbol

Bell	589926	589061	10	589341	10
Lamp	589927	589062	10	589342	10
Key	589928	589063	10	589343	10



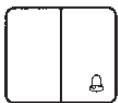
- Double mechanisms (pair)**
2 x single pole
2 x changeover

589920	589050	10	589330	10
--------	--------	----	--------	----



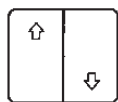
- Double mechanisms (pair) with lamp**
2 x single pole
2 x changeover

589895	589055	10	589335	10
--------	--------	----	--------	----



- Double mechanisms**
Changeover + push-button (pair)












Bell	589922	589052	10	589332	10
Lamp	589923	589053	10	589333	10
Key	589924	589054	10	589334	10












- Switch for shutters & fans (pair)**
Push-button
Switch

589921	589051	10	589331	10
--------	--------	----	--------	----

Covers

Ceramic socket		White 03	Ivory 06	Red 09	Pack.
	Socket-outlet Double pole without earth	586990	586940	587692	10
	Socket-outlet Double pole without earth With child protection	586989	586939	587691	10
	Socket-outlet Double pole + earth Schuko (standard Germany)	586986	586936	587688	10
	Socket-outlet Double pole + earth Schuko With child protection (std. Germany)	586985	586935	587687	10
	Socket-outlet (pair) Double pole + earth Schuko (standard Germany)	Standard cover 586992	586942	-	10
		Transparent cover 586993	586943	587693	10
	Socket-outlet Double pole + earth + child protection (standard France)	586988	586938	587690	10
Thermoplastic socket					
	Socket-outlet Double pole + earth Schuko With child protection	589912	589071	589352	10
	Telephone socket-outlet RJ11 for 4 connections - RJ12 with 6 connections	586952	586902	587666	10
	Telephone socket-outlets 1 x RJ45 (Informatic) 2 x RJ45	586996	586946	587696	10
		586955	586905	587780	10
	Cable exit Connection box. 3 tags	586953	586903	587667	10
	Blind cover	586995	586945	587695	10

Covers

		White 03	Ivory 06	Red 09	Pack.
	TV socket-outlet Individual TV/FM Ø 9.5 Terminal TV/FM Ø 9.5 2 to 4 in series connection Ø 9.5 5 to 15 in series connection Ø 9.5	586958	586908	587671	10
	TV socket-outlet Individual TV/SAT Ø 9.5 Terminal TV/SAT Ø 9.5 2 to 4 in series connection Ø 9.5 5 to 15 in series connection Ø 9.5	589931	589932	589939	10
	Dimmer Pulse changeover (pair) With and without clamps	586950	586900	587665 ⁽¹⁾	1
	Dimmer Sensitive pulse switch (pair)	586951	586901	587697 ⁽¹⁾	1
	Cord switch Single pole (pair) Push-button (pair)	586956	586906	587669	10
	Buzzer	586964	586914	587694	10
	Card switch	586983	586933	-	1
	Socket for loudspeakers	586957	586907	587670	10
	Potentiometer for loudspeakers 5W and 5W + 5W stereo (pair)	586962	586912	587672 ⁽¹⁾	1






(1) Button in light grey colour.



Presentation

The SintraPlus Metallic range offers the identical characteristics as the series "Basic" and "Colours", but attains elegance, distinction, design and originality with the most advanced technology. Suitable tones, which can be integrated into the most demanding environments. The SintraPlus Metallic range provides solutions in everything and for everything.

Colours


-  Bronze
-  Graphite
-  Moss
-  Old gold
-  Silver

Metallic range

Mechanisms with fast connection

- For standard Ø60mm boxes.
- The external parts of the complete range are made of heat stable resin
- According to EN 60669.
- Rockers with and without symbols.
- Single and double rockers with and without lamp.
- Compliance with standards, see page A.28.

Composition of the range



Mechanism with claws

+



Rocker or cover

+



Frame

=








Complete set








Rockers and covers

Switches

	Bronze 18	Graphite 14	Moss 20	Old gold 21	Silver 22	Pack.
						
Single pole	589680	589720	589760	589800	589840	10
Double pole. With I-O symbols	589684	589724	589764	589804	589844	10
Changeover	589680	589720	589760	589800	589840	10
Intermediate	589680	589720	589760	589800	589840	10






For basic mechanisms, see page A.8

Switches with pilot/control lamp

	Bronze 18	Graphite 14	Moss 20	Old gold 21	Silver 22	Pack.
						
Single pole	589700	589740	589780	589820	589860	10
Double pole. With I-O symbols	589704	589744	589784	589824	589864	10
Changeover	589700	589740	589780	589820	589860	10
Intermediate	589700	589740	589780	589820	589860	10






For basic mechanisms, see page A.8

Double mechanisms

	Bronze 18	Graphite 14	Moss 20	Old gold 21	Silver 22	Pack.
						
2 x single pole (pair)	589690	589730	589770	589810	589850	10
2 x changeover (pair)	589690	589730	589770	589810	589850	10
Changeover + push-button (pair) with bell symbol	589692	589732	589772	589812	589852	10
Changeover + push-button (pair) with lamp symbol	589693	589733	589773	589813	589853	10
Changeover + push-button (pair) with key symbol	589694	589734	589774	589814	589854	10






For basic mechanisms, see page A.8

Double mechanisms with pilot lamp

	Bronze 18	Graphite 14	Moss 20	Old gold 21	Silver 22	Pack.
						
2 x single pole (pair)	589695	589735	589775	589815	589855	10
2 x changeover (pair)	589695	589735	589775	589815	589855	10

For basic mechanisms, see page A.8

Push-buttons

	Bronze 18	Graphite 14	Moss 20	Old gold 21	Silver 22	Pack.
						
Single pole without symbol	589680	589720	589760	589800	589840	10
Single pole with bell symbol	589681	589721	589761	589801	589841	10
Single pole with lamp symbol	589682	589722	589762	589802	589842	10
Single pole with key symbol	589683	589723	589763	589803	589843	10

For basic mechanisms, see page A.8

Push-buttons with pilot lamp

	Bronze 18	Graphite 14	Moss 20	Old gold 21	Silver 22	Pack.
Single pole without symbol	589700	589740	589780	589820	589860	10
Single pole with bell symbol	589701	589741	589781	589821	589861	10
Single pole with lamp symbol	589702	589742	589782	589822	589862	10
Single pole with key symbol	589703	589743	589783	589823	589863	10

For basic mechanisms, see page A.8

Switch for shutters & fans

	Bronze 18	Graphite 14	Moss 20	Old gold 21	Silver 22	Pack.
Push-buttons (pair)	589691	589731	589771	589811	589851	10
Switch with mechanical interlock (pair)	589691	589731	589771	589811	589851	10

For basic mechanisms, see page A.8

Socket-outlets (double pole)

Ceramic socket	Bronze 18	Graphite 14	Moss 20	Old gold 21	Silver 22	Pack.
Without earth	588014	588064	588114	588164	588214	10
Without earth + child protection	588015	588065	588115	588165	588215	10
Earth Schuko (standard Germany)	588016	588066	588116	588166	588216	10
Earth Schuko + child protection (standard Germany)	588017	588067	588117	588167	588217	10
Earth Schuko + cover (standard Germany) (pair)	588018	588068	588118	588168	588218	10
Earth + child protection (standard France)	588021	588071	588121	588171	588221	10

For basic mechanisms, see page A.9

Thermoplastic socket	Bronze 18	Graphite 14	Moss 20	Old gold 21	Silver 22	Pack.
Earth Schuko + child protection	589712	589752	589792	589832	589872	10

For basic mechanisms, see page A.8

Telephone socket-outlets

	Bronze 18	Graphite 14	Moss 20	Old gold 21	Silver 22	Pack.
RJ11 with 4 connections	588024	588074	588124	588174	588224	10
RJ12 with 6 connections	588024	588074	588124	588174	588224	10
RJ45 (informatic)	588026	588076	588126	588176	588226	10


For basic mechanisms, see page A.10

A

B






X

TV / FM socket-outlets

	Bronze 18	Graphite 14	Moss 20	Old gold 21	Silver 22	Pack.
						
Terminal TV/FM Ø 9.5	588028	588078	588128	588178	588228	10
2 to 4 TV/FM Ø 9.5 in series connection	588028	588078	588128	588178	588228	10
5 to 15 TV/FM Ø 9.5 in series connection	588028	588078	588128	588178	588228	10
Individual TV/SAT Ø 9.5	589946	589947	589948	589949	589950	10
Terminal TV/SAT Ø 9.5	589946	589947	589948	589949	589950	10
2 to 4 TV/SAT Ø 9.5 in series connection	589946	589947	589948	589949	589950	10
5 to 15 TV/SAT Ø 9.5 in series connection	589946	589947	589948	589949	589950	10






For basic mechanisms, see page A.10

Cable exit

	Bronze 18	Graphite 14	Moss 20	Old gold 21	Silver 22	Pack.
						
Connection box. 3 tags	588029	588079	588129	588179	588229	10
Blind cover (pair)	588030	588080	588130	588180	588230	10






For basic mechanisms, see page A.11

Dimmer

	Bronze 18	Graphite 14	Moss 20	Old gold 21	Silver 22	Pack.
						
Pulse changeover On/Off 230V 10-300W (pair)	588031	588081	588131	588181	588231	1
Pulse changeover On/Off 230V 40-500W (pair)	588031	588081	588131	588181	588231	1
Sensitive pulse switch 230V 40-400W (pair)	588037	588087	588137	588187	588237	1






For basic mechanisms, see page A.11

Cord switch

	Bronze 18	Graphite 14	Moss 20	Old gold 21	Silver 22	Pack.
						
Single pole switch (pair)	588032	588082	588132	588182	588232	10
Single pole push-button (pair)	588032	588082	588132	588182	588232	10






For basic mechanisms, see page A.11

Buzzer

	Bronze 18	Graphite 14	Moss 20	Old gold 21	Silver 22	Pack.
						
Buzzer (220V)	588034	588084	588134	588184	588234	10

For basic mechanisms, see page A.11






Socket for loudspeakers

	Bronze 18	Graphite 14	Moss 20	Old gold 21	Silver 22	Pack.
						
Socket for loudspeakers	588036	588086	588136	588186	588236	10

For basic mechanisms, see page A.11




Loudspeaker potentiometer

	Bronze 18	Graphite 14	Moss 20	Old gold 21	Silver 22	Pack.
						
5W (pair)	588035	588085	588135	588185	588235	1
5W + 5W stereo (pair)	588035	588085	588135	588185	588235	1

For basic mechanisms, see page A.11

Frames

	Bronze 18	Graphite 14	Moss 20	Old gold 21	Silver 22	Pack.
	588045	588095	588145	588195	588245	10
2 elements, horizontal	588046	588096	588146	588196	588246	10
2 elements, vertical	588047	588097	588147	588197	588247	10
3 elements, horizontal	588048	588098	588148	588198	588248	10
3 elements, vertical	588049	588099	588149	588199	588249	10
4 elements, horizontal	582196	582248	582300	582352	582404	10



Colours

	Aluminium
	Steel
	Athracite
	Golden
	Copper
	Sea blue
	Grass green

According to EN 60669

Look range

Mechanisms with fast connection

- For standard Ø60mm boxes.
- The external parts of the complete range are made of heat stable resin.
- According to EN 60669.
- Rockers with and without symbols.
- Single and double rockers with and without lamp.

Presentation

With these new colours, SintraPlus reaches the highest standards of elegance, distinction, Design and originality. Luxus colours for the most demandful ambients.

Composition of the range



or



Mechanism with claws

Mechanism without claws

+



Cover

+



Frame

=



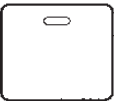

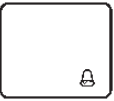

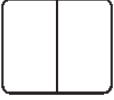
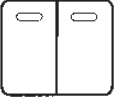
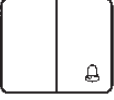



Complete set



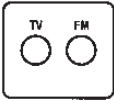



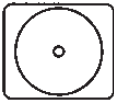




Look range

Covers

	Aluminium	Steel	Athracite	Golden	Copper	Sea blue	Grass green	Pack.
 <p>Switches Single pole Changeover Intermediate</p> <p>Push-button Push-button without symbol</p>	582100	582152	582204	582256	582308	582360	582412	5
 <p>Switches Double pole. With I-O symbols</p>	582101	582153	582205	582257	582309	582361	582413	5
 <p>Switches with lamp Single pole with control lamp Single pole with pilot lamp Changeover with control Changeover with pilot lamp Intermediate with pilot lamp</p> <p>Push button with lamp Push-button without symbol</p>	582102	582154	582206	582258	582310	582362	582414	5
 <p>Switches with lamp Double pole. With I-O symbols</p>	582103	582155	582207	582259	582311	582363	582415	5
 <p>Push buttons With symbol</p>	Bell 582104	582156	582208	582260	582312	582364	582416	5
	Lamp 582105	582157	582209	582261	582313	582365	582417	5
	Key 582106	582158	582210	582262	582314	582366	582418	5
 <p>Push buttons with lamp With symbol</p>	Bell 582107	582159	582211	582263	582315	582367	582419	5
	Lamp 582108	582160	582212	582264	582316	582368	582420	5
	Key 582109	582161	582213	582265	582317	582369	582421	5
 <p>Double mechanisms (pair) 2 x single pole 2 x changeover</p>	582110	582162	582214	582266	582318	582370	582422	5
 <p>Double mechanisms (pair) with lamp 2 x single pole 2 x changeover</p>	582111	582163	582215	582267	582319	582371	582423	5
 <p>Double mechanisms Changeover + push-button (pair)</p>	Bell 582112	582164	582216	582268	582320	582372	582424	5
	Lamp 582113	582165	582217	582269	582321	582373	582425	5
	Key 582114	582166	582218	582270	582322	582374	582426	5
 <p>Switch for shutters & fans (pair) Push-button Switch</p>	582115	582167	582219	582271	582323	582375	582427	5









Look range

Covers




	Aluminium	Steel	Athracite	Golden	Copper	Sea blue	Grass green	Pack.
 <p>TV socket-outlet Individual TV/FM Ø 9.5 Terminal TV/FM Ø 9.5 2 to 4 in series connection Ø 9.5 5 to 15 in series connection Ø 9.5</p>	582118	582170	582222	582274	582326	582378	582430	5
 <p>TV socket-outlet Individual TV/SAT Ø 9.5 Terminal TV/SAT Ø 9.5 2 to 4 in series connection Ø 9.5 5 to 15 in series connection Ø 9.5</p>	582119	582171	582223	582275	582327	582379	582431	5
 <p>Dimmer Pulse changeover (pair)</p>	582120	582172	582224	582276	582328	582380	582432	5
 <p>Dimmer Sensitive pulse switch (pair)</p>	582121	582173	582225	582277	582329	582381	582433	5
 <p>Cord switch Single pole (pair) Push-button (pair)</p>	582122	582174	582226	582278	582330	582382	582434	5
 <p>Buzzer</p>	582123	582175	582227	582279	582331	582383	582435	5
 <p>Card switch</p>	582124	582176	582228	582280	582332	582384	582436	5
 <p>Socket for loudspeakers</p>	582125	582177	582229	582281	582333	582385	582437	5
 <p>Potentiometer for loudspeakers 5W and 5W + 5W stereo (pair)</p>	582126	582178	582230	582282	582334	582386	582438	5

Look range

Covers

Ceramic socket		Aluminium	Steel	Athracite	Golden	Copper	Sea blue	Grass green	Pack.	
	Socket-outlet Double pole + earth Schuko	582127	582179	582231	582283	582335	582387	582439	5	
	Socket-outlet Earth Schuko + child protection	582128	582180	582232	582284	582336	582388	582440	5	
	Socket-outlet (pair) Earth Schuko + cover	Standard cover	582129	582181	582233	582285	582337	582389	582441	5
		Transparent cover	582130	582182	582234	582286	582338	582390	582442	5
Thermoplastic socket		Aluminium	Steel	Athracite	Golden	Copper	Sea blue	Grass green	Pack.	
	Socket-outlet Double pole + earth Schuko With child protection	582131	582183	582235	582287	582339	582391	582443	5	
	Telephone socket-outlet RJ11 with 4 connections RJ12 with 6 connections	582132	582184	582236	582288	582340	582392	582444	5	
	Socket-outlets informatic 1 x RJ45 2 x RJ45	582133	582185	582237	582289	582341	582393	582445	5	
		582134	582186	582238	582290	582342	582394	582446	5	
	Cable exit Connection box. 3 tags	582135	582187	582239	582291	582343	582395	582447	5	
	Blind cover	582136	582188	582240	582292	582344	582396	582448	5	

Frames

		Aluminium	Steel	Athracite	Golden	Copper	Sea blue	Grass green	Pack.
	1 element	582137	582189	582241	582293	582345	582397	582449	5
	2 horizontal elements	582138	582190	582242	582294	582346	582398	582450	5
	2 vertical elements	582139	582191	582243	582295	582347	582399	582451	5
	3 horizontal elements	582140	582192	582244	582296	582348	582400	582452	5
	3 vertical elements	582141	582193	582245	582297	582349	582401	582453	5
	4 horizontal elements	582142	582194	582246	582298	582350	582402	582454	5


For all outdoor applications IP65 watertight and dustproof

Switches and socket-outlets

A

B

X



Monoblock range

		Description	Ref. No.	Pack
	Single switches	Single switch	584100	10
		16A single switch	584101	10
		Changeover	584102	10
		2 pole switch I-O	584103	10
		Intermediate	584104	10
	Switches with lamp	Single switch with pilot lamp	584105	10
		Changeover with pilot lamp	584106	10
		Intermediate with pilot lamp	584107	10
		Single switch with control lamp	584108	10
	Switches with lamp and label holder	Single switch with illuminated label holder (pilot)	584109	10
		Changeover with illuminated label holder (pilot)	584110	10
		Intermediate with illuminated label holder (pilot)	584111	10
		Single switch with illuminated label holder (control)	584112	10
		Remark: Pilot: lamp NOT operated by switch Control: lamp operated by switch		
	Double switches	2 x single switch	584113	10
		2 x changeover	584114	10
	Push-buttons	Push-button without symbol	584115	10
		Push-button with bell symbol	584116	10
		Push-button with lamp symbol	584117	10
		Push-button with pilot lamp	584118	10
		Push-button with bell symbol & pilot lamp	584119	10
		Push-button with lamp symbol & pilot lamp	584120	10
		Push-button with illuminated label holder (w/o symbol)	584121	10
		Push-button with illuminated label holder (with bell symbol)	584122	10
		Push-button with illuminated label holder (with lamp symbol)	584123	10
	Socket-outlets	Schuko with child protection (ceramic) ①	584151	10
		French socket with child protection (ceramic) ①	584152	10
		3 vertical Schuko sockets ②	584297	5
		2 horizontal Schuko sockets ③	584298	5
		Changeover + Schuko socket ④	584299	5
	Switches for shutters	Push-button for shutters & fans	584124	5
		Switch with interlock for shutters	584130	5
	Accessories	Double horizontal box	584300	5
		Joint-piece for vertical setup	584301	5
		Single box	584303	10
		Cable entry piece	584304	10

New
2008



Surface mounting

Characteristics

- Mechanisms for surface mounting.
- Adaptable for trunking systems.
- Ergonomic rockers with a light grey coloured decorative band into the white rockers and a brown band into the light brown rockers.
- Interchangeable decorative bands with other colours. See accessories.
- Pressure mounted rockers.
- Dimensions: 65x60mm.
- 10-16A, 250V socket-outlets.
- Connection: 2 x 2.5mm²

Presentation

The Douro range is a surface mounting range valid for all interiors and requirements.

Douro is personalised with a beautiful grey vertical line which can be interchanged with four other colours.

Easy to install and user friendly.

Two ranges of colours: white and ivory for decoration and renovation.

Standards

According to EN 60 669-1, CEE 7 and IEC 884
Compliance with standards, see page A.28

Switches



	Colours		Pack.
	Dark brown base + Light brown rocker	White base + White rocker	
Single pole	584570	584550	10
Changeover	584577	584557	10
Double pole	584581	584562	10
Intermediate	584582	584565	10

Switches with pilot lamp



Single pole	584571	584551	10
Changeover	584579	584559	10
Intermediate	584583	584566	10

Switches with control lamp





Single pole	584572	584552	10
-------------	--------	--------	----

Double mechanisms





2 x single pole	584574	584555	10
2 x changeover	584578	584558	10



Push-buttons

	Colours		Pack.
	Dark brown base + Light brown rocker	White base + White rocker	
 			
Single pole without symbol	584595	584561	10
Single pole with bell symbol	584594	584568	10
Single pole with lamp symbol	584593	584553	10
Single pole with key symbol	584597	584554	10



Push-buttons with pilot lamp

 			
Single pole without symbol	584596	584569	10
Single pole with bell symbol	584623	584563	10
Single pole with lamp symbol	584624	584564	10
Single pole with key symbol	584625	584567	10


Socket-outlets (double pole)

 			
Without earth	584585	584520	10
Without earth + child protect.	584586	584521	10
Earth Schuko (standard Germany)	584587	584522	10
Earth Schuko + child protection	584588	584523	10
Earth + child protection (standard France)	584592	584527	10

Cable exit

 			
Connection box 3 tags	584598	584535	10

Accessories

			
Coloured bands : 4 colours			
Yellow	584537	584537	1
Blue	584539	584539	1
Green	584541	584541	1
Red	584543	584543	1
5 bands of each colour (total 20 bands)	584544	584544	1

Switches and socket-outlets

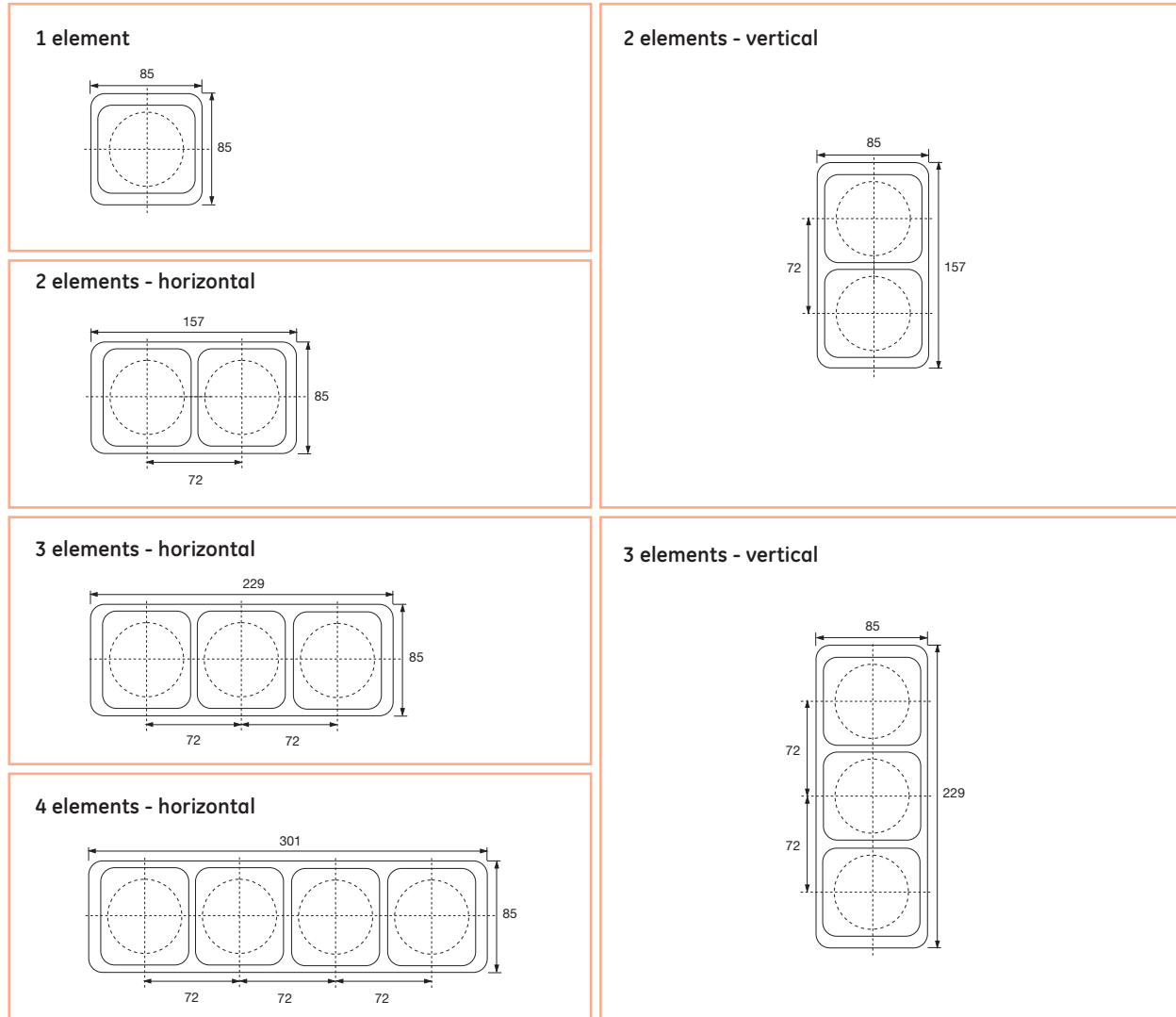
Compliance with standards

		NF (UTE) France	CEBEC Belgium	IPQ Portugal	AENOR Spain	CE marking
SintraPlus						
Switches	Single pole	•		•	•	•
	Double pole			•	•	•
	Changeover	•		•	•	•
	Intermediate			•	•	•
Switches with pilot lamp	Single pole			•	•	•
	Changeover	•		•	•	•
	Intermediate			•	•	•
Switches with control lamp	Single pole			•	•	•
	Changeover			•	•	•
	Double pole			•	•	•
Double mechanisms	2 x single pole	•		•	•	•
	2 x changeover	•		•	•	•
	Changeover + push-button			•	•	•
Push-buttons	Single pole	•		•	•	•
Push-buttons with pilot lamp	Single pole	•		•	•	•
Switch for shutters & fans	2 x changeover for shutters push-buttons			•	•	•
Socket-outlets	Without earth			•	•	N.A.
	Without earth + child protection	•		•	•	N.A.
	Earth Schuko (Standard Germany)			•	•	N.A.
	Earth Schuko + child protection (Standard Germany)			•	•	N.A.
	Earth Schuko with cover (Standard Germany)			•	•	N.A.
	Earth + child protection (Standard France)	•		•		N.A.
Sintra 65						
Switches	Single pole	•	•	•	•	•
	Double pole	•	•	•	•	•
	Changeover	•	•	•	•	•
	Intermediate	•	•	•	•	•
Switches with pilot lamp	Single pole	•	•	•	•	•
	Changeover	•	•	•	•	•
	Intermediate	•	•	•	•	•
Switches with control lamp	Single pole	•	•	•	•	•
	Changeover	•	•	•	•	•
	Double pole	•	•	•	•	•
Double mechanisms	2 x single pole	•	•	•	•	•
	2 x changeover	•	•	•	•	•
	Changeover + push-button	•	•	•	•	•
Push-buttons	Single pole	•	•	•	•	•
Push-buttons with pilot lamp	Single pole	•	•	•	•	•
Switch for shutters & fans	2 x changeover for shutters push-buttons	•	•	•	•	•
Socket-outlets	Without earth			•	•	N.A.
	Without earth + child protection			•	•	N.A.
	Earth Schuko (Standard Germany)			•	•	N.A.
	Earth Schuko + child protection (Standard Germany)			•	•	N.A.
	Earth Schuko with cover (Standard Germany)			•	•	N.A.
	Earth + child protection (Standard France)	•		•		N.A.
Douro						
Switches	Single pole	•	•	•	•	•
	Double pole		•	•	•	•
	Changeover	•	•	•	•	•
	Intermediate			•	•	•
Switches with pilot lamp	Single pole	•		•	•	•
	Changeover	•		•	•	•
Double mechanisms	2 x single pole	•	•	•	•	•
	2 x changeover	•	•	•	•	•
	Changeover + push-button	•	•	•	•	•
Push-buttons	Single pole	•		•	•	•
Push-buttons with pilot lamp	Single pole	•		•	•	•
Socket-outlets	Without earth			•	N.A.	N.A.
	Without earth + child protection	•	•	•	N.A.	N.A.
	Earth + child protection (Standard France)	•	•	•	N.A.	N.A.

N.A. = Not applicable



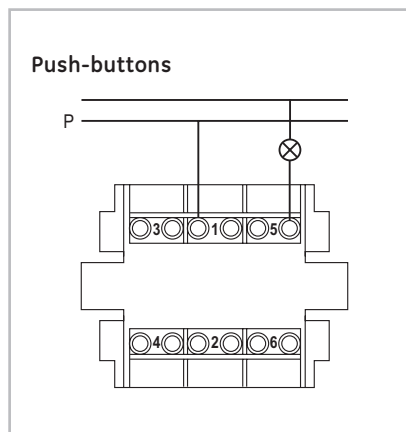
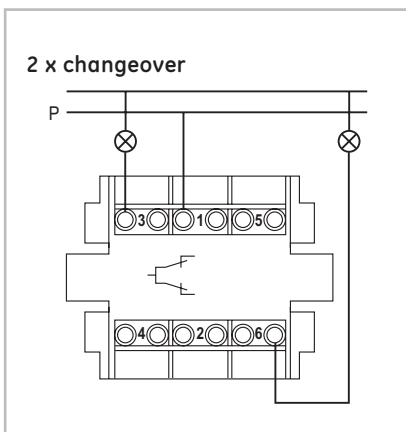
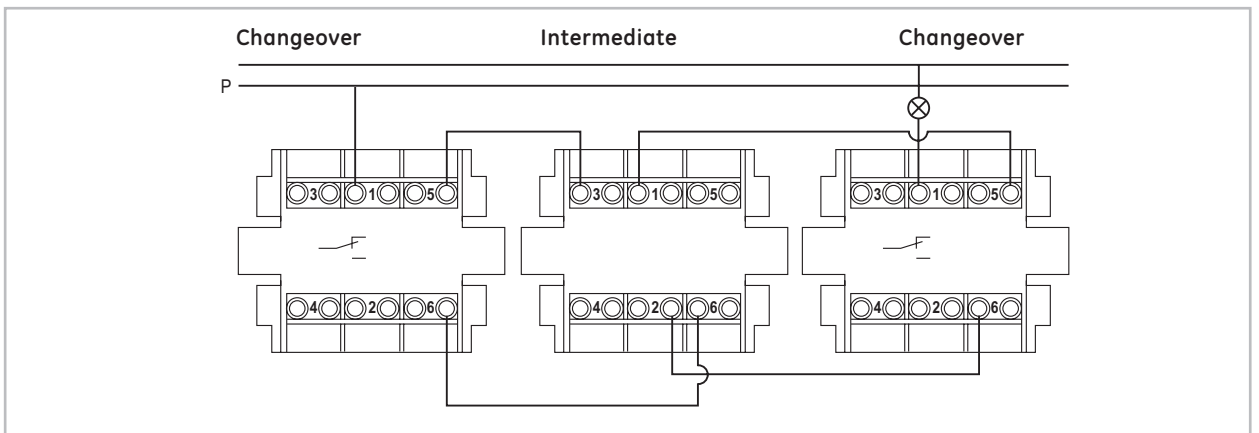
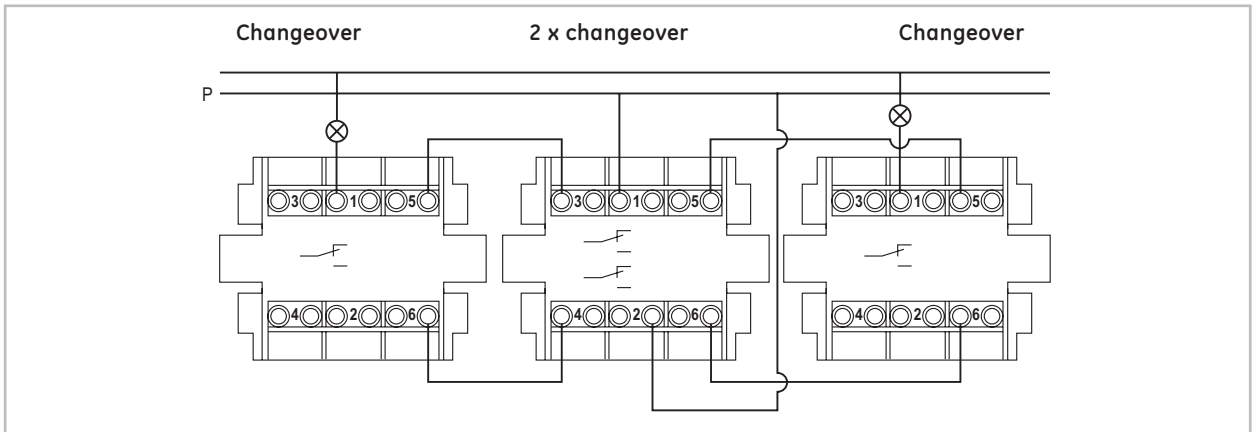
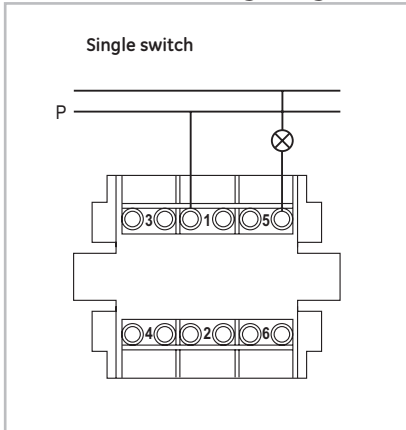
SintraPlus frames



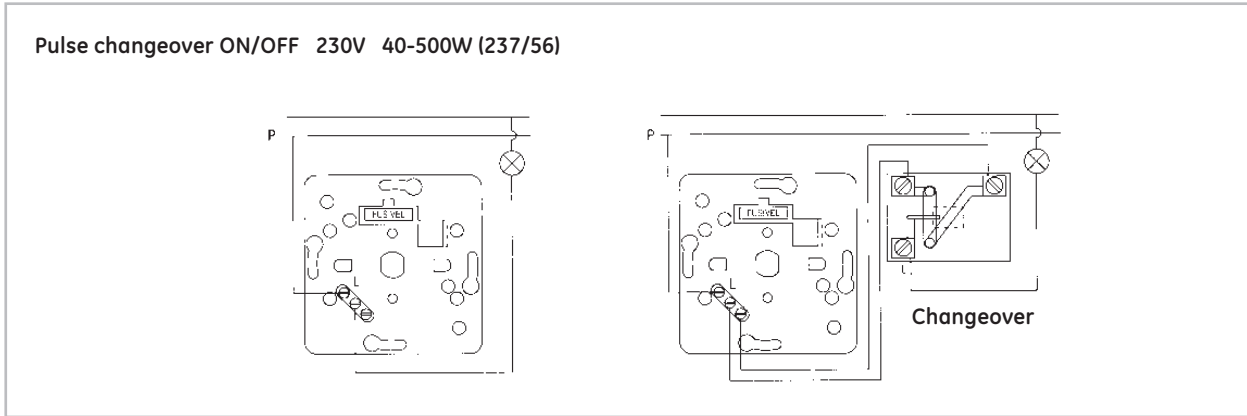
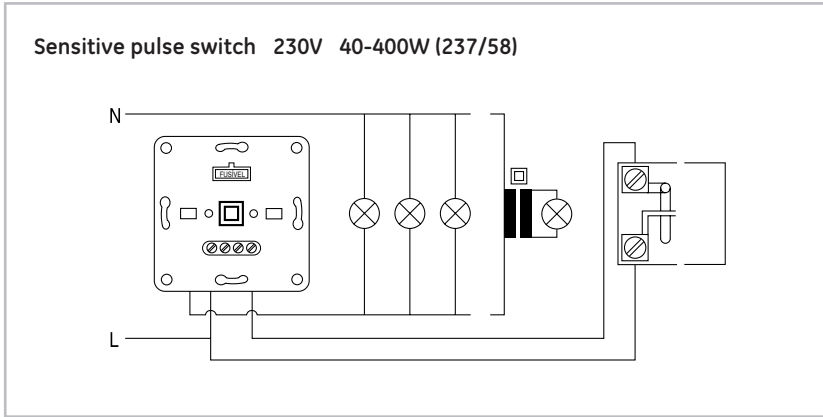
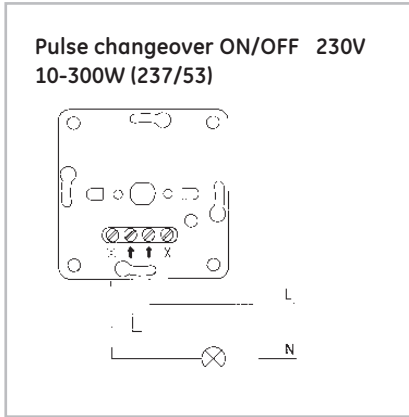
SintraPlus dimmers - technical characteristics

Types	237/53	237/56	237/58
Line voltage	230V	230V	230V
Frequency	50Hz	50Hz	50Hz
Load	10-300VA	40-500VA	40-400VA
Load type	Incandescent lamps, halogen low voltage, electronic transformers	Incandescent lamps, halogen lamps, conventional transformers	Incandescent lamps, halogen lamps, conventional transformers
RFI class	EN 55022	-	EN 55015
EMC class	-	-	-
Fuse	-	F4.0 250V 5x20mm	F4.0 250V 5x20mm
Function	Push-button On/Off Rotary potentiometer	Push-button On/Off Rotary potentiometer	To switch the lamp on: Short push switches the lamp on. Longer push will adjust light level. Regulate light intensity: Continuous push increases or decreases light level. Each push toggles the direction light level change. To switch the lamp off: Short push will switch the lamp off.
Connectors	2x2.5mm ²	2x2.5mm ²	2x2.5mm ² + 1 auxiliary connector
Approvals	DEMKO, FIMKO NEMKO, SEMKO CE marking Dimmer only for incandescent lamps and low voltage halogen lamps with electronic transformer. Do not use with conventional transformers.	CE marking	DEMKO, FIMKO NEMKO, SEMKO CE marking The dimmer works without neutral wire. Can be controlled with one or more extension controllers.

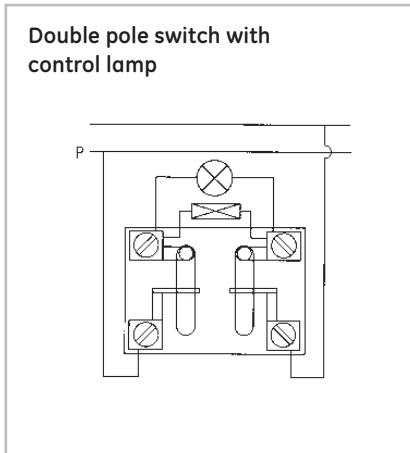
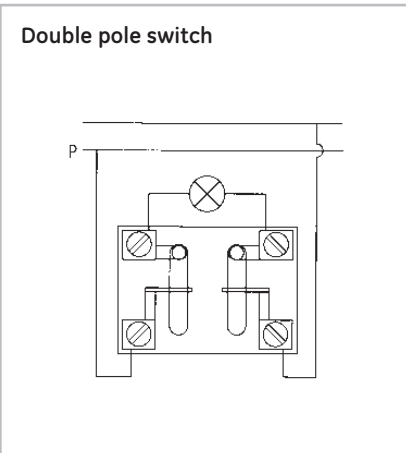
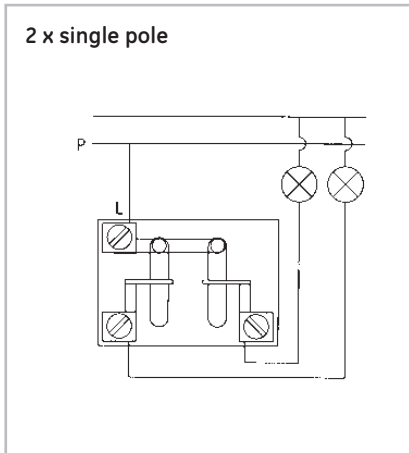
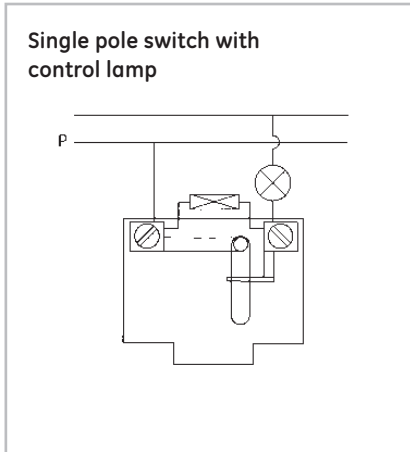
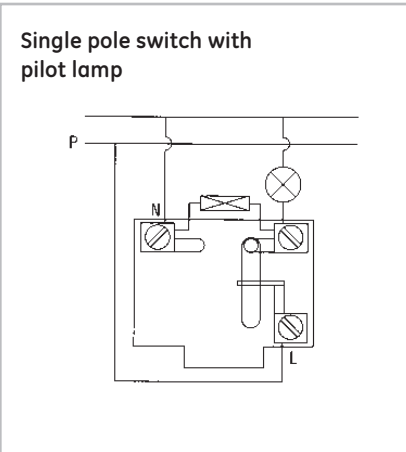
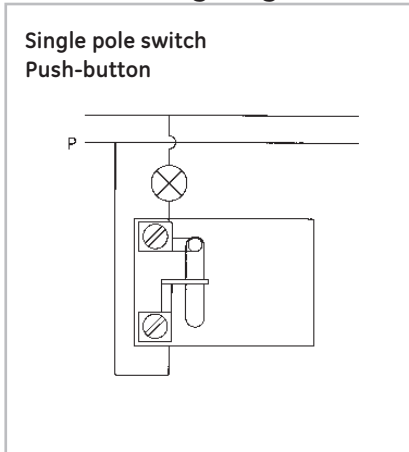
SintraPlus - wiring diagrams



SintraPlus dimmers

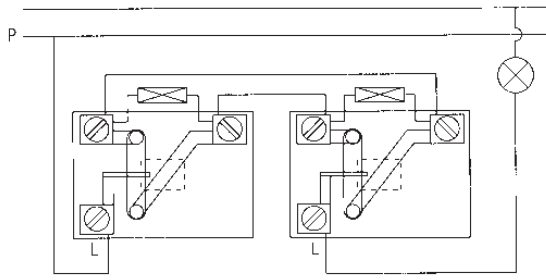


Douro - Wiring diagrams

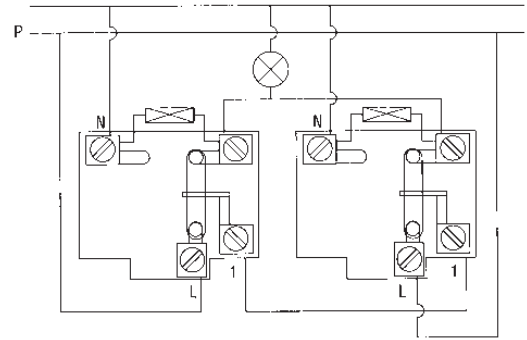


Douro - Wiring diagrams

Changeover switch with pilot lamp



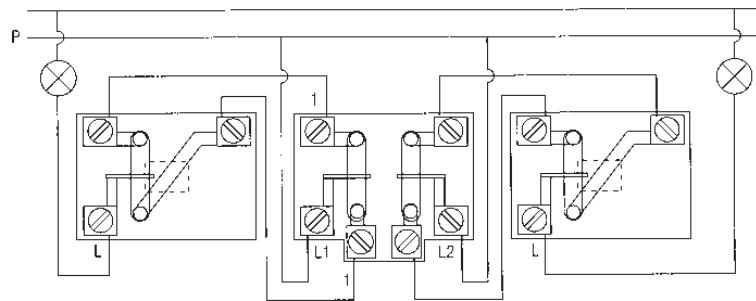
Changeover switch with control lamp



Changeover

2 x changeover

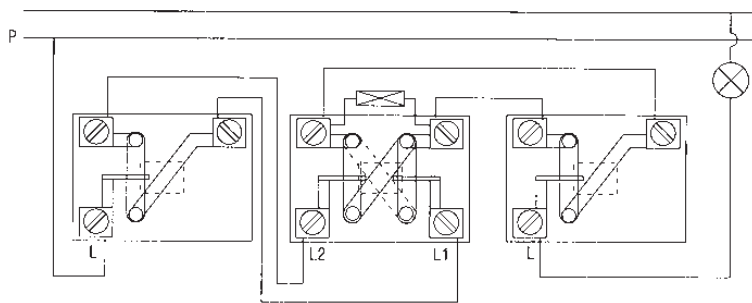
Changeover



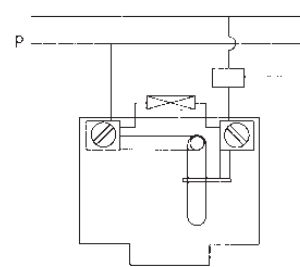
Changeover

Intermediate
Intermediate with pilot lamp

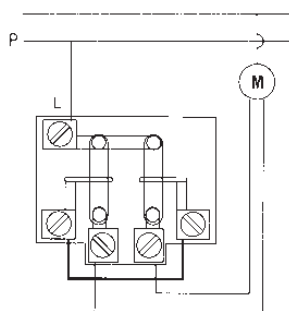
Changeover



Push-button
with pilot lamp

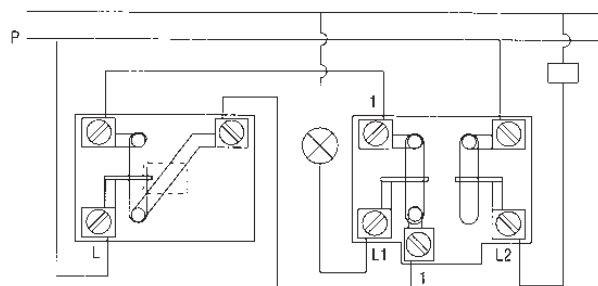


Push-button
Switch
with mechanical interlock



Changeover

Changeover + push-button



Switches and socket-outlets

Junction boxes

B.2 **Flex-o-Box**

B.4 **Series 55**

Numerical index



Flex-o-Box

IP65



Approvals / Marking



Features

Flex-o-Box Junior

Technical data

- Suitable for surface mounting
- 2.5 mm² - 500V
- IP65 protection degree
- Standards and approvals
CEBEC: NBN C 68-685-2-0
NBN C68-685-1
VDE: 0606 Teil1
Kema: IEC 670
- Colour: RAL 7035
- Material: resists the 750°C incandescent wire test
- Halogen-free
- Operating temperature: -5°C to +60°C
- Total insulation: ☐

Eight flexible entries

- 7 x Ø 20 in the side wall
- 1 x Ø 20 in the back
- Suitable for cable max. Ø 20
- Suitable for tubes 5/8" and 3/4"



Flex-o-Box JB⁶

Technical data

- Suitable for surface mounting
- 6 mm² - 500V
- IP65 protection degree
- Standards and approvals:
CEBEC: NBN C68-685-2-0
NBN C68-685-1
VDE: 0606,
KEMA: IEC 670
- Colour: RAL 7035
- Material: resists the 750°C incandescent wire test
- Halogen-free
- Operating temperature: -5°C to +60°C
- Total insulation: ☐





Nine flexible entries

- 7 x PG16 in the side wall
- 2 x Ø 20 mm max. entries in the back of the base
- Suitable for cable max. Ø 20
- Suitable for tubes 5/8" and 3/4"
- Suitable for cable seals (8 mm min. thread length)



Dimensions ● page B.7

Flex-o-Box

		Ref. No.	Pack.
	Junior Junction box 2.5 mm ² Junction box 2.5 mm ² (40 pieces in a red polybox basket)	600656	10/100
		600311	1
			
	JB⁶ Junction box 6 mm ² Junction box 6 mm ² (24 pieces in a grey polybox basket)	600651	10/100
		600310	1
			

Accessories

		For Junior and JB ⁶	Only for JB ⁶		
	Terminal block 10 mm ² - 500V - pin-type 5-terminal blocks Possible connections per terminal: 6 x 1.5 mm ² 2 x 6 mm ² 4 x 2.5 mm ² 2 x 10 mm ² 3 x 4 mm ² grey	600950	30	Cable seal PG16 grey 	A
		851046	50		
	Terminal strip 6 mm ² - 500V - hole-type 5-terminal strips Possible connections per terminal: 6 x 1.5 mm ² 4 x 2.5 mm ² grey	600650	1	Entry socket for tube PG16 for tube 5/8" grey 	B
		600933	25/300		
		600934	25/300	PG16 for tube 3/4" grey for tube ø 16 mm for tube ø 20 mm 	X
		600945	25		
		Insulated cap PG16 grey 			
		Screws For cover fastening Stainless steel 			



Approval



Applications

- As an empty box
- As a junction box (10/16/25 mm²)
- Coupled

Features

- Standard: IEC 529
- Material: thermoplastic high impact polyphenylene oxide
- Total insulation:

Dimensions

Three sizes - three types

55100 - 125 x 125 x 75 mm


55200 - 175 x 175 x 95 mm

55300 - 225 x 175 x 95 mm

Benefits




The cable entries are selective knockouts placed as close as possible to the wall.



Oval openings in the base allow levelling. Four fixing holes outside the gasket and two fixing holes inside the box.



The raised bottom avoids obstruction while cabling and bending of the cables.



Raised supports for the placement of the mounting plate.



The screws are thermoplastic, captive, full turn, with a big pitch and placed outside the gasket.





All the boxes are sealable.

Dimensions page B.7




Series 55100 - 10 mm²

□ IP66 - IK07

	Cover	Entries	Characteristics	Ref. No.	Pack.
	Grey	5 x PG 16/21	Empty. Can be equipped with terminal blocks 600516	600514	1/16
	Grey	5 x PG 16/21	Equipped with terminal blocks 600516: 5 clamps with maximum capacity: 5 x 4 mm ² / 4 x 6 mm ² / 3 x 10 mm ²	600515	1/16




Series 55200 - 16mm²

□ IP66 - IK07

	Grey	6 x PG 16/21 5 x PG 21/29	Empty. Can be equipped with terminal blocks 600525 600526 (x5) 600544 (x5) 600545 (x5) 600516	600517	1/9
	Grey	6 x PG 16/21 5 x PG 21/29	Equipped with terminal blocks 600525: 5 clamps with maximum capacity: 5 x 6 mm ² / 4 x 10 mm ² / 3 x 16 mm ²	600524	1/9
	Transparent	6 x PG 16/21 5 x PG 21/29	Empty	600523	1/9

Series 55300 - 25mm²

□ IP66 - IK09

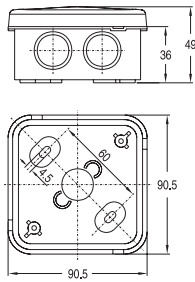
	Grey	8 x PG 21 6 x PG 21/29	Empty. Can be equipped with terminal blocks 600544 (x5) 600545 (x5) 600525 600526 (x5)	600532	1/9
	Grey	8 x PG 21 6 x PG 21/29	Equipped with terminal blocks 600544 (x5): 5 clamps/nuts with maximum capacity: 4 x 16 mm ² / 3 x 25 mm ² / 2 x 35 mm ²	600543	1/9
	Transparent	8 x PG 21 6 x PG 21/29	Empty	600539	1/9

Accessories

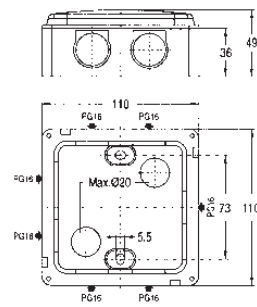
	<p>Terminal blocks 500V 10 mm²</p> <table border="1"> <tr> <td>600516</td> <td>1/6</td> </tr> </table> <p>Set terminal blocks with two fixation screws. With five clamps suitable for Al or Cu connection. Maximum cable section per clamp: 5 x 4 mm² / 4 x 6 mm² / 3 x 10 mm². Can be fitted in types 55100 and 55200.</p>	600516	1/6	<p>Couplings</p> <table border="1"> <tr> <td>600509</td> <td>1</td> </tr> </table> <p>Set of two pieces PG21 It is possible to combine types 55200 and 55300</p> 	600509	1				
600516	1/6									
600509	1									
	<p>Terminal blocks 500V 16 mm²</p> <table border="1"> <tr> <td>600525</td> <td>1/6</td> </tr> </table> <p>With five clamps, suitable for Al or Cu connection. Maximum cable section per clamp: 5 x 6 mm² / 4 x 10 mm² / 3 x 16 mm². Can be fitted in types 55200 and 55300.</p>	600525	1/6	<p>Compression glands</p> <table border="1"> <tr> <td>600504</td> <td>25</td> </tr> <tr> <td>600505</td> <td>25</td> </tr> </table> <p>PG21 with nut in glass fibre reinforced polyamide. Grey.</p> <p>PG29 with nut in glass fibre reinforced polyamide. Grey.</p> 	600504	25	600505	25		
600525	1/6									
600504	25									
600505	25									
	<p>Terminal blocks 500V 16 mm²</p> <table border="1"> <tr> <td>600526</td> <td>1/24</td> </tr> </table> <p>With one clamp/nut (with nut), suitable for Al or Cu connection. Maximum cable section per clamp: 5 x 6 mm² / 4 x 10 mm² / 3 x 16 mm². Can be fitted in types 55200 and 55300.</p>	600526	1/24	<p>Compression glands</p> <table border="1"> <tr> <td>600501</td> <td>25</td> </tr> <tr> <td>600502</td> <td>25</td> </tr> </table> <p>PG21 polyamide with nut in glass fibre reinforced polyamide. Brown.</p> <p>PG29 polyamide with nut in glass fibre reinforced polyamide. Brown.</p> 	600501	25	600502	25		
600526	1/24									
600501	25									
600502	25									
	<p>Terminal blocks 500V 25 mm²</p> <table border="1"> <tr> <td>600544</td> <td>1/24</td> </tr> </table> <p>With one clamp/nut (with nut), suitable for Al or Cu connection. Maximum cable section per clamp: 4 x 16 mm² / 3 x 25 mm² / 2 x 35 mm². Can be fitted in types 55200 and 55300.</p>	600544	1/24	<p>Locknuts</p> <table border="1"> <tr> <td>600506</td> <td>100</td> </tr> <tr> <td>600507</td> <td>50</td> </tr> </table> <p>Nut in glass fibre reinforced polyamide to connect compression glands PG21. Grey.</p> <p>Nut in glass fibre reinforced polyamide to connect compression glands PG29. Grey.</p> 	600506	100	600507	50		
600544	1/24									
600506	100									
600507	50									
	<p>Terminal blocks 500V 25 mm²</p> <table border="1"> <tr> <td>600545</td> <td>1/24</td> </tr> </table> <p>With one clamp/nut (double nut), suitable for Al or Cu connection. Maximum cable section per clamp: 4 x 16 mm² / 3 x 25 mm² / 2 x 35 mm². Can be fitted in types 55200 and 55300.</p>	600545	1/24	<p>Universal entries (grey)</p> <table border="1"> <tr> <td>610130</td> <td>25</td> </tr> <tr> <td>610132</td> <td>25</td> </tr> <tr> <td>610133</td> <td>25</td> </tr> </table> <p>Cable max. 18 mm, drill 23 mm, PG16</p> <p>Cable max. 24 mm, drill 29 mm, PG21</p> <p>Cable max. 32 mm, drill 38 mm, PG29.</p> 	610130	25	610132	25	610133	25
600545	1/24									
610130	25									
610132	25									
610133	25									
	<p>Insulated cap</p> <table border="1"> <tr> <td>890838</td> <td>48</td> </tr> </table> <p>Suitable for terminal blocks 600526, 600544, 600545</p>	890838	48	<p>Safety wrench</p> <table border="1"> <tr> <td>601222</td> <td>1</td> </tr> </table> <p>Insulation up to 1000V Orange.</p> 	601222	1				
890838	48									
601222	1									

Flex-o-Box - Dimensions

Flex-o-Box Junior

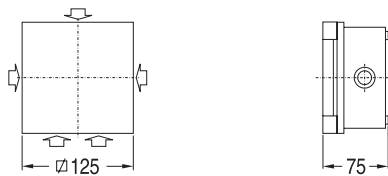


Flex-o-Box JB⁶

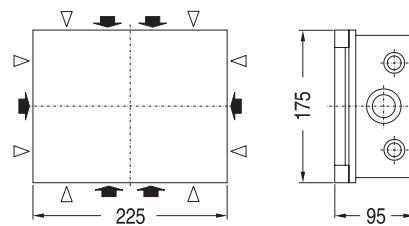


Series 55 - Dimensions

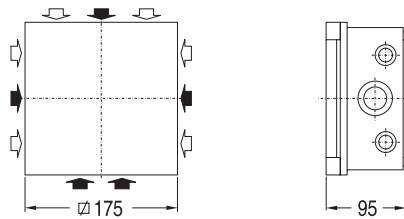
Series 55100



Series 55300



Series 55200



- ▷ PG 21
- ◁ PG 16/21
- ◼ PG 21/29

Ref. No.	Page	Ref. No.	Page	Ref. No.	Page	Ref. No.	Page	Ref. No.	Page	Ref. No.	Page	Ref. No.	Page
510...		582167	A.21	582277	A.22	582385	A.22	584152	A.25	584714	A.8	586039	A.9
510712	A.10	582170	A.22	582278	A.22	582386	A.22	584297	A.25	584715	A.8	586042	A.9
510713	A.10	582171	A.22	582279	A.22	582387	A.23	584298	A.25	584716	A.8	586055	A.10
510714	A.10	582172	A.22	582280	A.22	582388	A.23	584299	A.25	584717	A.8	586074	A.11
510715	A.10	582173	A.22	582281	A.22	582389	A.23	584300	A.25	584718	A.8	586086	A.11
582...		582174	A.22	582282	A.22	582390	A.23	584301	A.25	584751	A.8	586091	A.11
582066	A.8	582175	A.22	582283	A.23	582391	A.23	584303	A.25	584752	A.8	586095	A.10
582067	A.8	582176	A.22	582284	A.23	582392	A.23	584304	A.25	584753	A.8	586096	A.10
582070	A.8	582177	A.22	582285	A.23	582393	A.23	584520	A.27	584755	A.8	586097	A.10
582071	A.8	582178	A.22	582286	A.23	582394	A.23	584521	A.27	584757	A.8	586098	A.10
582072	A.8	582179	A.23	582287	A.23	582395	A.23	584522	A.27	584758	A.8	586103	A.10
582073	A.8	582180	A.23	582288	A.23	582396	A.23	584523	A.27	584759	A.8	586107	A.10
582074	A.8	582181	A.23	582289	A.23	582397	A.23	584527	A.27	584762	A.8	586108	A.10
582075	A.8	582182	A.23	582290	A.23	582398	A.23	584535	A.27	584763	A.8	586109	A.10
582076	A.8	582183	A.23	582291	A.23	582399	A.23	584537	A.27	584764	A.8	586110	A.12
582077	A.8	582184	A.23	582292	A.23	582400	A.23	584537	A.27	584765	A.8	586112	A.12
582078	A.8	582185	A.23	582293	A.23	582401	A.23	584539	A.27	584766	A.8	586115	A.12
582079	A.8	582186	A.23	582294	A.23	582402	A.23	584539	A.27	584767	A.8	586118	A.12
582080	A.8	582187	A.23	582295	A.23	582404	A.19	584541	A.27	584768	A.8	586121	A.12
582080	A.8	582188	A.23	582296	A.23	582412	A.21	584541	A.27	584769	A.8	586123	A.12
582080	A.8	582189	A.23	582297	A.23	582413	A.21	584543	A.27	584770	A.8	586201	A.11
582085	A.8	582190	A.23	582298	A.23	582414	A.21	584543	A.27	584772	A.8	586230	A.9
582086	A.8	582191	A.23	582300	A.19	582415	A.21	584544	A.27	584773	A.8	586232	A.9
582092	A.8	582192	A.23	582308	A.21	582416	A.21	584544	A.27	584780	A.8	586234	A.9
582092	A.8	582193	A.23	582309	A.21	582417	A.21	584550	A.26	584781	A.8	586237	A.9
582092	A.8	582194	A.23	582310	A.21	582418	A.21	584551	A.26	584782	A.8	586238	A.9
582092	A.8	582196	A.19	582311	A.21	582419	A.21	584552	A.26	584783	A.8	586239	A.9
582093	A.8	582204	A.21	582312	A.21	582420	A.21	584553	A.27	584784	A.8	586242	A.9
582093	A.8	582205	A.21	582313	A.21	582421	A.21	584554	A.27	584785	A.8	586255	A.10
582093	A.8	582206	A.21	582314	A.21	582422	A.21	584555	A.26	584786	A.8	586274	A.11
582093	A.8	582207	A.21	582315	A.21	582423	A.21	584557	A.26	584787	A.8	586286	A.11
582095	A.8	582208	A.21	582316	A.21	582424	A.21	584558	A.26	584788	A.8	586291	A.11
582100	A.21	582209	A.21	582317	A.21	582425	A.21	584559	A.26	585...		586295	A.10
582101	A.21	582210	A.21	582318	A.21	582426	A.21	584561	A.27	585104	A.11	586296	A.10
582102	A.21	582211	A.21	582319	A.21	582427	A.21	584562	A.26	585107	A.11	586297	A.10
582103	A.21	582212	A.21	582320	A.21	582430	A.22	584563	A.27	585126	A.11	586298	A.10
582104	A.21	582213	A.21	582321	A.21	582431	A.22	584564	A.27	585130	A.11	586303	A.10
582105	A.21	582214	A.21	582322	A.21	582432	A.22	584565	A.26	585135	A.10	586307	A.10
582106	A.21	582215	A.21	582323	A.21	582433	A.22	584566	A.26	585136	A.10	586308	A.10
582107	A.21	582216	A.21	582326	A.22	582434	A.22	584567	A.27	585137	A.10	586309	A.10
582108	A.21	582217	A.21	582327	A.22	582435	A.22	584568	A.27	585138	A.10	586310	A.12
582109	A.21	582218	A.21	582328	A.22	582436	A.22	584569	A.27	585151	A.9	586312	A.12
582110	A.21	582219	A.21	582329	A.22	582437	A.22	584570	A.26	585152	A.9	586315	A.12
582111	A.21	582222	A.22	582330	A.22	582438	A.22	584571	A.26	585153	A.9	586318	A.12
582112	A.21	582223	A.22	582331	A.22	582439	A.23	584572	A.26	585154	A.9	586321	A.12
582113	A.21	582224	A.22	582332	A.22	582440	A.23	584574	A.26	585155	A.9	586323	A.12
582114	A.21	582225	A.22	582333	A.22	582441	A.23	584577	A.26	585155	A.9	586350	A.12
582115	A.21	582226	A.22	582334	A.22	582442	A.23	584578	A.26	585158	A.9	586351	A.12
582118	A.22	582227	A.22	582335	A.23	582443	A.23	584579	A.26	585164	A.10	586352	A.12
582119	A.22	582228	A.22	582336	A.23	582444	A.23	584581	A.26	585166	A.11	586353	A.12
582120	A.22	582229	A.22	582337	A.23	582445	A.23	584582	A.26	585173	A.10	586354	A.12
582121	A.22	582230	A.22	582338	A.23	582446	A.23	584583	A.26	585176	A.10	586508	A.11
582122	A.22	582231	A.23	582339	A.23	582447	A.23	584585	A.27	585177	A.10	586544	A.10
582123	A.22	582232	A.23	582340	A.23	582448	A.23	584586	A.27	585178	A.10	586546	A.10
582124	A.22	582233	A.23	582341	A.23	582449	A.23	584587	A.27	585231	A.9	586608	A.11
582125	A.22	582234	A.23	582342	A.23	582450	A.23	584588	A.27	585285	A.10	586744	A.10
582126	A.22	582235	A.23	582343	A.23	582451	A.23	584592	A.27	585286	A.10	586746	A.10
582127	A.23	582236	A.23	582344	A.23	582452	A.23	584593	A.27	585288	A.10	586900	A.14
582128	A.23	582237	A.23	582345	A.23	582453	A.23	584594	A.27	585289	A.10	586901	A.14
582129	A.23	582238	A.23	582346	A.23	582454	A.23	584595	A.27	585290	A.11	586902	A.13
582130	A.23	582239	A.23	582347	A.23	584...		584596	A.27	585296	A.10	586903	A.13
582131	A.23	582240	A.23	582348	A.23	584100	A.25	584597	A.27	585297	A.11	586905	A.13
582132	A.23	582241	A.23	582349	A.23	584101	A.25	584598	A.27	585299	A.11	586906	A.14
582133	A.23	582242	A.23	582350	A.23	584102	A.25	584623	A.27	585300	A.10	586907	A.14
582134	A.23	582243	A.23	582352	A.19	584103	A.25	584624	A.27	585301	A.10	586908	A.14
582135	A.23	582244	A.23	582360	A.21	584104	A.25	584625	A.27	585543	A.11	586912	A.14
582136	A.23	582245	A.23	582361	A.21	584105	A.25	584682	A.8	585547	A.10	586914	A.14
582137	A.23	582246	A.23	582362	A.21	584106	A.25	584684	A.8	585548	A.10	586933	A.14
582138	A.23	582248	A.19	582363	A.21	584107	A.25	584685	A.8	585550	A.10	586935	A.13
582139	A.23	582256	A.21	582364	A.21	584108	A.25	584687	A.8	585551	A.10	586936	A.13
582140	A.23	582257	A.21	582365	A.21	584109	A.25	584688	A.8	585603	A.10	586938	A.13
582141	A.23	582258	A.21	582366	A.21	584110	A.25	584690	A.8	585604	A.11	586939	A.13
582142	A.23	582259	A.21	582367	A.21	584111	A.25	584692	A.8	585606	A.11	586940	A.13
582152	A.21	582260	A.21	582368	A.21	584112	A.25	584693	A.8	585743	A.11	586942	A.13
582153	A.21	582261	A.21	582369	A.21	584113	A.25	584695	A.8	585747	A.10	586943	A.13
582154	A.21	582262	A.21	582370	A.21	584114	A.25	584696	A.8	585748	A.10	586945	A.13
582155	A.21	582263	A.21	582371	A.21	584115	A.25	584697	A.8	585750	A.10	586946	A.13
582156	A.21	582264	A.21	582372	A.21	584116	A.25	584698	A.8	585751	A.10	586950	A.14
582157	A.21	582265	A.21	582373	A.21	584117	A.25	584699	A.8	585803	A.10	586951	A.14
582158	A.21	582266	A.21	582374	A.21	584118	A.25	584700	A.8	585804	A.11	586952	A.13
582159	A.21	582267	A.21	582375	A.21	584119	A.25	584701	A.8	585806	A.11	586953	A.13
582160	A.21	582268	A.21	582378	A.22	584120	A.25	584702	A.8	586...		586955	A.13
582161	A.21	582269	A.21	582379	A.22	584121	A.25	584703	A.8	586001	A.11	586956	A.14
582162	A.21	582270	A.21	582380	A.22	584122	A.25	584704	A.8	586030	A.9	586957	A.14
582163	A.21	582271	A.21	582381	A.22	584123	A.25	584710	A.8	586032	A.9	586958	A.14
582164	A.21	582274	A.22	582382	A.22	584124	A.25	584711	A.8	586034	A.9	586962	A.14
582165	A.21	582275	A.22	582383	A.22	584130	A.25	584712	A.8	586037	A.9	586964	A.14
582166	A.21	582276	A.22	582384	A.22	584151	A.25	584713	A.8	586038	A.9	586983	A.14

Ref. No.	Page	Ref. No.	Page	Ref. No.	Page	Ref. No.	Page	Ref. No.	Page
586985	A.13	588117	A.17	589044	A.12	589763	A.16	589929	A.12
586986	A.13	588118	A.17	589050	A.12	589764	A.16	589931	A.14
586988	A.13	588121	A.17	589051	A.12	589770	A.16	589932	A.14
586989	A.13	588124	A.17	589052	A.12	589770	A.16	589939	A.14
586990	A.13	588124	A.17	589053	A.12	589771	A.17	589946	A.18
586992	A.13	588126	A.17	589054	A.12	589771	A.17	589946	A.18
586993	A.13	588128	A.18	589055	A.12	589772	A.16	589946	A.18
586995	A.13	588128	A.18	589060	A.12	589773	A.16	589946	A.18
586996	A.13	588128	A.18	589061	A.12	589774	A.16	589947	A.18
587...		588129	A.18	589062	A.12	589775	A.16	589947	A.18
587665	A.14	588130	A.18	589063	A.12	589775	A.16	589947	A.18
587666	A.13	588131	A.18	589064	A.12	589780	A.16	589947	A.18
587667	A.13	588131	A.18	589071	A.13	589780	A.16	589948	A.18
587669	A.14	588132	A.18	589320	A.12	589780	A.16	589948	A.18
587670	A.14	588132	A.18	589321	A.12	589780	A.17	589948	A.18
587671	A.14	588134	A.18	589322	A.12	589781	A.17	589948	A.18
587672	A.14	588135	A.19	589323	A.12	589782	A.17	589949	A.18
587687	A.13	588135	A.19	589324	A.12	589783	A.17	589949	A.18
587688	A.13	588136	A.18	589330	A.12	589784	A.16	589949	A.18
587690	A.13	588137	A.18	589331	A.12	589792	A.17	589949	A.18
587691	A.13	588145	A.19	589332	A.12	589800	A.16	589950	A.18
587692	A.13	588146	A.19	589333	A.12	589800	A.16	589950	A.18
587693	A.13	588147	A.19	589334	A.12	589800	A.16	589950	A.18
587694	A.14	588148	A.19	589335	A.12	589800	A.16	589950	A.18
587695	A.13	588149	A.19	589340	A.12	589801	A.16	589964	A.8
587696	A.13	588164	A.17	589341	A.12	589802	A.16	600...	
587697	A.14	588165	A.17	589342	A.12	589803	A.16	600310	B.3
587780	A.13	588166	A.17	589343	A.12	589804	A.16	600311	B.3
588...		588167	A.17	589344	A.12	589810	A.16	600501	B.6
588014	A.17	588168	A.17	589352	A.13	589810	A.16	600502	B.6
588015	A.17	588171	A.17	589680	A.16	589811	A.17	600504	B.6
588016	A.17	588174	A.17	589680	A.16	589811	A.17	600505	B.6
588017	A.17	588174	A.17	589680	A.16	589812	A.16	600506	B.6
588018	A.17	588176	A.17	589680	A.16	589813	A.16	600507	B.6
588021	A.17	588178	A.18	589681	A.16	589814	A.16	600509	B.6
588024	A.17	588178	A.18	589682	A.16	589815	A.16	600514	B.5
588024	A.17	588178	A.18	589683	A.16	589815	A.16	600515	B.5
588026	A.17	588179	A.18	589684	A.16	589820	A.16	600516	B.6
588028	A.18	588180	A.18	589690	A.16	589820	A.16	600517	B.5
588028	A.18	588181	A.18	589690	A.16	589820	A.16	600523	B.5
588028	A.18	588181	A.18	589691	A.17	589820	A.17	600524	B.5
588029	A.18	588182	A.18	589691	A.17	589821	A.17	600525	B.6
588030	A.18	588182	A.18	589692	A.16	589822	A.17	600526	B.6
588031	A.18	588184	A.18	589693	A.16	589823	A.17	600532	B.5
588031	A.18	588185	A.19	589694	A.16	589824	A.16	600539	B.5
588032	A.18	588185	A.19	589695	A.16	589832	A.17	600543	B.5
588032	A.18	588186	A.18	589695	A.16	589840	A.16	600544	B.6
588034	A.18	588187	A.18	589700	A.16	589840	A.16	600545	B.6
588035	A.19	588195	A.19	589700	A.16	589840	A.16	600650	B.3
588035	A.19	588196	A.19	589700	A.16	589840	A.16	600651	B.3
588036	A.18	588197	A.19	589700	A.17	589841	A.16	600652	B.3
588037	A.18	588198	A.19	589701	A.17	589842	A.16	600656	B.3
588045	A.19	588199	A.19	589702	A.17	589843	A.16	600933	B.3
588046	A.19	588214	A.17	589703	A.17	589844	A.16	600934	B.3
588047	A.19	588215	A.17	589704	A.16	589850	A.16	600945	B.3
588048	A.19	588216	A.17	589712	A.17	589850	A.16	600950	B.3
588049	A.19	588217	A.17	589720	A.16	589851	A.17	601...	
588064	A.17	588218	A.17	589720	A.16	589851	A.17	601222	B.6
588065	A.17	588221	A.17	589720	A.16	589852	A.16	610...	
588066	A.17	588224	A.17	589720	A.16	589853	A.16	610130	B.6
588067	A.17	588224	A.17	589721	A.16	589854	A.16	610132	B.6
588068	A.17	588226	A.17	589722	A.16	589855	A.16	610133	B.6
588071	A.17	588228	A.18	589723	A.16	589855	A.16	851...	
588074	A.17	588228	A.18	589724	A.16	589860	A.16	851046	B.3
588074	A.17	588228	A.18	589730	A.16	589860	A.16	890...	
588076	A.17	588229	A.18	589730	A.16	589860	A.16	890838	B.6
588078	A.18	588230	A.18	589731	A.17	589860	A.17		
588078	A.18	588231	A.18	589731	A.17	589861	A.17		
588078	A.18	588231	A.18	589732	A.16	589862	A.17		
588079	A.18	588232	A.18	589733	A.16	589863	A.17		
588080	A.18	588232	A.18	589734	A.16	589864	A.16		
588081	A.18	588234	A.18	589735	A.16	589872	A.17		
588081	A.18	588235	A.19	589735	A.16	589895	A.12		
588082	A.18	588235	A.19	589740	A.16	589912	A.13		
588082	A.18	588236	A.18	589740	A.16	589915	A.12		
588084	A.18	588237	A.18	589740	A.16	589916	A.12		
588085	A.19	588245	A.19	589740	A.17	589917	A.12		
588085	A.19	588246	A.19	589741	A.17	589918	A.12		
588086	A.18	588247	A.19	589742	A.17	589919	A.12		
588087	A.18	588248	A.19	589743	A.17	589920	A.12		
588095	A.19	588249	A.19	589744	A.16	589921	A.12		
588096	A.19	588854	A.9	589752	A.17	589922	A.12		
588097	A.19	588924	A.9	589760	A.16	589923	A.12		
588098	A.19	589...		589760	A.16	589924	A.12		
588099	A.19	589040	A.12	589760	A.16	589925	A.12		
588114	A.17	589041	A.12	589760	A.16	589926	A.12		
588115	A.17	589042	A.12	589761	A.16	589927	A.12		
588116	A.17	589043	A.12	589762	A.16	589928	A.12		

The policy of GE Consumer & Industrial is one of continuous improvement. The right is reserved to alter the design or any structural details of the products at any time without giving notice.

May 2008
GE Consumer & Industrial



Note

Numerical index

A

B

X

Grid area for notes.



GE Consumer & Industrial Power Protection

Power Protection (formerly GE Power Controls), a division of GE Consumer & Industrial, is a first class European supplier of low-voltage products including wiring devices, residential and industrial electrical distribution components, automation products, enclosures and switchboards. Demand for the company's products comes from, wholesalers, installers, panel-board builders, contractors, OEMs and utilities worldwide.


www.ge.com/ex/powerprotection

GE CONSUMER & INDUSTRIAL
POWER PROTECTION
Nieuwevaart 51
B-9000 Gent - Belgium
Tel. +32/9 265 21 11
Fax +32/9 265 28 00
E-mail: gepcb@gepc.ge.com



GE imagination at work